

CVM SOLUTIONS

# L-3 Supplier Data Warehouse

---

## User Guide

Version Number	Date	CVM	L3
1.0	6/7/2010	Arpan	

**Contents**

- Getting Started..... 3
  - System Location: ..... 3
  - Technical Support: ..... 3
  - Got Questions: ..... 3
- Reports ..... 4
- Viewer Role ..... 4
  - Viewer Role Search Results..... 4
  - Viewer Role Menu items:..... 5
- Export to Excel Fields by Report Type..... 6
  - Spend by Supplier/Ultimate Parent ..... 6
  - Spend by Division /Group ..... 8
  - Spend by Risk ..... 10
  - Spend by Commodity and Diversity..... 12
  - Spend by Congressional District: ..... 14
  - Spend by Diversity ..... 16
  - Spend by Country / State / Zip..... 18

## Getting Started

### System Location:

<http://L3.CVMSolutions.com>

### Technical Support:

CVM Solutions is a contracted partner that is responsible for the data cleansing and hosting of data. They will respond to all TECHNICAL issues. If you are unable to access the portal or get errors please contact them via [L3Support@CVMSolutions.com](mailto:L3Support@CVMSolutions.com) OR Call 630-629-5800 Ext: 2

### Got Questions:

Please contact Skip Handle at [Damon.Handley@l-3com.com](mailto:Damon.Handley@l-3com.com)

## Reports

1. By Suppliers/Ultimate Parent
2. By Division/Group
3. By Risk, EPLS
4. By Commodity
5. By Congressional District
6. By Diversity Category
7. By Country, State, Zip

Important:

Search Results on the webpage will show the same columns across all reports:

## Viewer Role

### Viewer Role Search Results

List of Suppliers

TOOLBAR										
	<a href="#">Export Report</a>	<a href="#">Launch Vendor Master</a>	<a href="#">Run report by Ultimate Parent</a>	<a href="#">Supplier Risk Rating</a>		<a href="#">- Small Business</a>		<a href="#">- Update Vendor Profile</a>		
<b>Your search resulted in 40 records!</b>										
Supplier	Ultimate Parent Name	City	State	Zip/postal Code	Country	Small Business	Risk	Current Year Spend	Prior Year Spend	Details
<a href="#">AMERICAN PRECISION INDUSTRIES</a>	<a href="#">DANAHER CORP</a>	AMHERST	New York	14228	UNITED STATES			\$1,478.00	\$0.00	-
<a href="#">API DELEVAN INC</a>	<a href="#">DANAHER CORP</a>	EAST AURORA	New York	14052	UNITED STATES	<b>Small Business Indicator</b>		\$15,000.00	\$117,464.00	-
<a href="#">API DELEVAN</a>	<a href="#">DANAHER CORP</a>							\$3,584.00	\$0.00	-
<a href="#">CHEMTREAT INC.</a>	<a href="#">DANAHER CORP</a>	Glen Allen	Virginia	23060	UNITED STATES			\$4,500.00	\$0.00	-
<a href="#">DANAHER CONTROLS</a>	<a href="#">DANAHER CORP</a>	CHASKA	Minnesota	55318	UNITED STATES			\$2,908.00	\$1,462.00	-
<a href="#">DANAHER MOTION</a>	<a href="#">DANAHER CORP</a>	RADFORD	Virginia	24141	UNITED STATES		MEDIUM RISK	\$270,306.00	\$238,377.00	-
<a href="#">DELTRAN PT DIV OF DANAHER MCD</a>	<a href="#">DANAHER CORP</a>	AMHERST	New York	14228	UNITED STATES			\$89,856.00	\$162,120.00	-
<a href="#">DYNAPAR</a>	<a href="#">DANAHER CORP</a>	GURNEE	Illinois	60031	UNITED STATES			\$192,807.00	\$0.00	-
<a href="#">FLUKE BIOMEDICAL LLC</a>	<a href="#">DANAHER CORP</a>	CLEVELAND	Ohio	44139	UNITED STATES			\$1,464.00	\$795.00	-
<a href="#">FLUKE CORP</a>	<a href="#">DANAHER CORP</a>	EVERETT	Washington	98203	UNITED STATES			\$25,436.00	\$8,581.00	-
<a href="#">Fluke Deutschland GmbH</a>	<a href="#">DANAHER CORP</a>	KASSEL	HESSEN	34123	Germany			\$1,853.00	\$959.00	-
<a href="#">FLUKE ELECTRONICS</a>	<a href="#">DANAHER CORP</a>	EVERETT	Washington	98203	UNITED STATES			\$120,766.00	\$79,618.00	-
<a href="#">FLUKE ELECTRONICS</a>	<a href="#">DANAHER CORP</a>	SANTA CRUZ	California	95061	UNITED STATES			\$2,495.00	\$0.00	-
<a href="#">FLUKE NETWORKS</a>	<a href="#">DANAHER CORP</a>	EVERETT	Washington	98203	UNITED STATES			\$0.00	\$19,354.00	-
<a href="#">G &amp; L MOTION CONTROL</a>	<a href="#">DANAHER CORP</a>	NEW YORK	New York	10165	UNITED STATES			\$11,580.00	\$12,390.00	-
<a href="#">Gems Sensors Inc</a>	<a href="#">DANAHER CORP</a>	PLAINVILLE	Connecticut	06062	UNITED STATES			\$430,635.00	\$347,966.00	-
<a href="#">HACH COMPANY</a>	<a href="#">DANAHER CORP</a>	LOVELAND	Colorado	80538	UNITED STATES			\$38,379.00	\$24,723.00	-
<a href="#">HACH ULTRA ANALYTICS</a>	<a href="#">DANAHER CORP</a>	GRANTS PASS	Oregon	97526	UNITED STATES			\$9,130.00	\$10,569.00	-
<a href="#">HART SCIENTIFIC, INC.</a>	<a href="#">DANAHER CORP</a>	EVERETT	Washington	98203	UNITED STATES			\$26,476.00	\$14,788.00	-
<a href="#">ISELI</a>	<a href="#">DANAHER CORP</a>	WALWORTH	Wisconsin	53184	UNITED STATES			\$191,365.00	\$48,958.00	-

Note:

#### Additional Notes

- Current Year = 2009, Previous Year = 2008
- Clicking on supplier name will open vendor master

## Viewer Role Menu items:

- a. Spend Reports
  - i. By Supplier/Ultimate Parent
  - ii. By Division/Group
  - iii. By Risk, EPLS
  - iv. By Commodity
  - v. By Congressional District
  - vi. By Diversity Category
  - vii. By Country, State, Zip
- b. Profile Maintenance
  - i. My Contact Info
- c. Logout
  - i. Logout

## Export to Excel Fields by Report Type

(Same for Admin and Viewer Roles)

- Search For Suppliers

General

Supplier Name danaher	L3 Vendor ID
DUNS Number	L3 CAGE Code

Reset
Search

### List of Suppliers

TOOLBAR

 - Small Business
 - Update Vendor Profile

Your search resulted in 40 records!

Supplier	Ultimate Parent Name	City	State	Zip/postal Code	Country	Small Business	Risk	Current Year Spend	Prior Year Spend	Details
<a href="#">AMERICAN PRECISION INDUSTRIES</a>	<a href="#">DANAHER CORP</a>	AMHERST	New York	14228	UNITED STATES			\$1,478.00	\$0.00	-
<a href="#">API DELEVAN INC</a>	<a href="#">DANAHER CORP</a>	EAST AURORA	New York	14052	UNITED STATES			\$15,000.00	\$117,464.00	-
<a href="#">APDELEVAN</a>	<a href="#">DANAHER CORP</a>							\$3,584.00	\$0.00	-
<a href="#">CHEMTREAT INC.</a>	<a href="#">DANAHER CORP</a>	Glen Allen	Virginia	23060	UNITED STATES			\$4,500.00	\$0.00	-
<a href="#">DANAHER CONTROLS</a>	<a href="#">DANAHER CORP</a>	CHASKA	Minnesota	55318	UNITED STATES			\$2,908.00	\$1,462.00	-
<a href="#">DANAHER MOTION</a>	<a href="#">DANAHER CORP</a>	RADFORD	Virginia	24141	UNITED STATES		MEDIUM RISK	\$270,306.00	\$238,377.00	-
<a href="#">DELTRAN PT DIV OF DANAHER IICD</a>	<a href="#">DANAHER CORP</a>	AMHERST	New York	14228	UNITED STATES			\$89,856.00	\$162,120.00	-
<a href="#">DYNAPAR</a>	<a href="#">DANAHER CORP</a>	GURNEE	Illinois	60031	UNITED STATES			\$192,807.00	\$0.00	-
<a href="#">FLUKE BIOMEDICAL LLC</a>	<a href="#">DANAHER CORP</a>	CLEVELAND	Ohio	44139	UNITED STATES			\$1,464.00	\$795.00	-
<a href="#">FLUKE CORP</a>	<a href="#">DANAHER CORP</a>	EVERETT	Washington	98203	UNITED STATES			\$25,436.00	\$8,561.00	-
<a href="#">Fluke Deutschland GmbH</a>	<a href="#">DANAHER CORP</a>	KASSEL	HESSEN	34123	Germany			\$1,853.00	\$959.00	-
<a href="#">FLUKE ELECTRONICS</a>	<a href="#">DANAHER CORP</a>	EVERETT	Washington	98203	UNITED STATES			\$120,766.00	\$79,618.00	-

## Spend by Supplier/Ultimate Parent

This report generates at the ultimate parent level.

- i. Search form fields
  1. Supplier Name
  2. L3 Vendor ID
  3. DUNS Number
  4. L3 Cage Code
- ii. Export to Excel Fields
  1. L3 Division Number
  2. L3 Division Name
  3. L3 Supplier ID
  4. L3 Supplier Name
  5. L3 Supplier Address 1
  6. L3 Supplier City
  7. L3 Supplier State
  8. L3 Supplier Zip
  9. L3 Supplier Zip +4
  10. L3 Supplier Country
  11. Ultimate Parent Name
  12. L3 Quality Rating

13. L3 Delivery Rating
14. Risk Level
15. Intelliscore Plus Score
16. Score Factor 1
17. Score Factor 2
18. Score Factor 3
19. Score Factor 4
20. Bankruptcy Filed
21. Lien Count
22. Judgment Count
23. Collection Count
24. Client Vendor Spend
  - a. 2009 Spend
  - b. 2008 Spend

## Spend by Division /Group

Search For Suppliers

**General**

<b>Division Number</b>	<b>Division Name</b>
0001 0002 0004 0006 0007 0008 0009 0011 0012	ACSS Advanced Laser Systems Technology Advanced Products & Design (APD) Advanced System Division (ADO) Aerospace Electronics (AED) AMI Instruments Applied Technologies APSS s.r.l. unipersonale Army Fleet Support

## List of Suppliers

TOOLBAR

  - Small Business  - Update Vendor Profile

**Your search resulted in 0 records!**

**Note:**

- Current Year = 2009, Previous Year = 2008
- Clicking on supplier name will open vendor master
- Clicking on the ultimate parent name will show the ultimate parent report

- i. Search form fields
  1. Division Number
  2. Division Name
  3. Group Name
- ii. Export to Excel Fields
  4. L3 Division Number
  5. L3 Division Name
  6. L3 Supplier ID
  7. L3 Supplier Name
  8. L3 Supplier Address 1
  9. L3 Supplier City
  10. L3 Supplier State
  11. L3 Supplier Zip
  12. L3 Supplier Zip +4
  13. L3 Supplier Country
  14. Ultimate Parent Name
  15. L3 Quality Rating
  16. L3 Delivery Rating
  17. Client Vendor Spend



- c. Jan – June 2009
- d. 2008 Spend

## Spend by Risk

### Search For Suppliers

**General**

Risk Level  Division Name

Listed on EPLS

## List of Suppliers

TOOLBAR

  - Small Business  - Update Vendor Profile

Your search resulted in 0 records!

Note:

- Current Year = 2009, Previous Year = 2008
- EPLS = Excluded Party List System
- EPLS has 3 values. P = Possible, Y = Yes, N = No
- Clicking on supplier name will open vendor master
- Clicking on the ultimate parent name will show the ultimate parent report

- Search form fields
  - Risk: dropdown field (High risk, Low risk, Medium Risk)
  - EPLS: dropdown
  - Division Name
- Export to Excel fields
  - L3 Division Number
  - L3 Division Name
  - L3 Supplier ID
  - L3 Supplier Name
  - L3 Supplier Address 1
  - L3 Supplier City
  - L3 Supplier State
  - L3 Supplier Zip
  - L3 Supplier Zip +4
  - L3 Supplier Country
  - Ultimate Parent Name
  - L3 Quality Rating
  - L3 Delivery Rating
  - Risk Level
  - Intelliscore Plus Score
  - Score Factor 1
  - Score Factor 2
  - Score Factor 3

22. Score Factor 4
23. Bankruptcy Filed
24. Lien Count
25. Judgment Count
26. Collection Count
27. Federal Tax ID
28. DUNS Number
29. Year Established
30. Employee Size
31. Annual Sales
32. EPLS
33. Client Vendor Spend
  - e. Jan – June 2009
  - f. 2008 Spend

## Spend by Commodity and Diversity

### Search For Suppliers

**General**

NAICS (Type number or text to filter the list)

SIC (Type number or text to filter the list)

L3 NAICS Codes (Type number or text to filter the list)

Division Name


Diversity Category

- AbilityOne
- Alaskan Native Corporations and Indian Tribes
- Disabled Person Owned
- Disadvantaged Business Enterprise
- ENCOURAGING DIVERSITY GROWTH AND EQUITY PROGRAM (ED)
- Historically Black Colleges and Universities
- HubZone
- Lesbian Gay Bisexual Transgender
- Minority Business Enterprise

Ethnicity

- African American
- Asian American
- Asian Pacific American
- Asian Subcontinent American
- Caucasian
- Hispanic American
- Native American
- Unavailable

**TOOLBAR**



**Note:**

- Current Year = 2009, Previous Year = 2008
- Please begin typing in the fields NAICS, SIC, and L3 NAICS Codes to find matching results
- **To see the results for this report please run your search and click on the export to excel icon**

- i. Search form fields
  1. NAICS
  2. SIC
  3. L3 NAICS
  4. Division Name: dropdown
- ii. Export To Excel Fields
  5. L3 Division Number
  6. L3 Division Name
  7. L3 Supplier ID
  8. L3 Supplier Name
  9. L3 Supplier Address 1
  10. L3 Supplier City
  11. L3 Supplier State
  12. L3 Supplier Zip
  13. L3 Supplier Zip +4
  14. L3 Supplier Country
  15. Ultimate Parent Name
  16. L3 Quality Rating

17. L3 Delivery Rating
18. NAICS 1 -10
19. SIC 1 -5
20. General Product Service Description
21. NAICS 1 Description
22. SIC 1 Description
23. Client Vendor Spend
  - g. Jan – June 2009
  - h. 2008 Spend

## Spend by Congressional District:

US States only. State is required filtered for US states

Search For Suppliers

---


**General**

Division Name  State

Congressional District

---

TOOLBAR



Note:

- Current Year = 2009, Previous Year = 2008
- Congressional Rep District "AL" = "At Large"
- **IMPORTANT!! Please choose a Congressional District State before selecting the Congressional District.**
- **To see the results for this report please run your search and click on the export to excel icon**

- i. Search Form Fields
  1. Division Name: dropdown
  2. State: dropdown
  3. Congressional Districts : dropdown
- ii. Export To Excel Fields
  4. L3 Division Number
  5. L3 Division Name
  6. L3 Supplier ID
  7. L3 Supplier Name
  8. L3 Supplier Address 1
  9. L3 Supplier City
  10. L3 Supplier State
  11. L3 Supplier Zip
  12. L3 Supplier Zip +4
  13. L3 Supplier Country
  14. Ultimate Parent Name
  15. Congressional Rep Name
  16. Congressional Rep Title
  17. Congressional Rep Party
  18. Congressional Rep District
  19. Congressional Rep State
  20. Client Vendor Spend
    - i. Jan – June 2009

j. 2008 Spend

## Spend by Diversity




Search For Suppliers

**General**

<b>Diversity Category</b>	<b>Ethnicity</b>
AbilityOne Alaskan Native Corporations and Indian Tribes Disabled Person Owned Disadvantaged Business Enterprise ENCOURAGING DIVERSITY GROWTH AND EQUITY PROGRAM (ED Historically Black Colleges and Universities HubZone Lesbian Gay Bisexual Transgender Minority Business Enterprise	African American Asian American Asian Pacific American Asian Subcontinent American Caucasian Hispanic American Native American Unavailable
<b>State</b>	<b>Division Name</b>
<input type="text"/>	<input type="text"/>

**List of Suppliers**

**TOOLBAR**

  - Small Business  - Update Vendor Profile

**Your search resulted in 0 records!**

**Note:**

- Current Year = 2009, Previous Year = 2008
- Clicking on supplier name will open vendor master
- Clicking on the ultimate parent name will show the ultimate parent report

- i. Search form fields
  1. Diversity Categories selection box
  2. Ethnicity Selection box
  3. Division Name: dropdown
- ii. Export To Excel Fields
  4. L3 Division Number
  5. L3 Supplier ID
  6. L3 Supplier Name
  7. L3 Supplier Address 1
  8. L3 Supplier City
  9. L3 Supplier State
  10. L3 Supplier Zip
  11. L3 Supplier Zip +4
  12. Ultimate Parent Name
  13. Ethnicity
  14. Gender of Ownership
  15. Diversity Category 1 – 10
  16. Certified OR Classified 1 – 10
  17. Cert Expiration Date 1 – 10



- k. Jan – June 2009
- l. 2008 Spend

## Spend by Country / State / Zip

- iii. Search form fields
  - 18. Country drop down
  - 19. State drop down
  - 20. Division Name drop down
- iv. Export To Excel Fields
  - 21. L3 Division Number
  - 22. L3 Supplier ID
  - 23. L3 Supplier Name
  - 24. L3 Supplier Address 1
  - 25. L3 Supplier City
  - 26. L3 Supplier State
  - 27. L3 Supplier Zip
  - 28. L3 Supplier Zip +4
  - 29. L3 Supplier Country
  - 30. Ultimate Parent Name
  - 31. Client Vendor Spend
    - m. Jan – June 2009

2008 Spend